

SYLVANIA



Sylvania Granit

As tough as it sounds

Light your world



Introducing the new generation of Sylvania Granit

The new generation of Granit, Sylvania's trusted Highbay range has become even more efficient, smarter with SylSmart Connected versions and more reliable with improved microwave Twist & Lock mechanism.



VG Komárom, Komárom, Hungary

Superb efficacy coupled with visual comfort



The new generation of the circular and compact Granit Highbay range boosts with higher efficacy of up to 163 lm/W providing clear, bright light quality at the same time. The range has two photometrical distributions and various lumen outputs delivering UGR and uniformity requirements in line with EN 12464. As a result, a Granit Highbay provides light where it is needed, creating a productive working environment with high visual comfort.



The range has two photometrical distributions and various lumen outputs delivering UGR and uniformity requirements in line with EN 12464. As a result, a Granit Highbay provides light where it is needed, creating a productive working environment with high visual comfort.

Smarter



The new Granit offers SylSmart Connected enabled and microwave versions for significant energy savings. This new generation of Granit does not compromise the comfort and well-being of occupants in industrial environments. The SylSmart Connected enabled Highbays ensure unparalleled smart lighting experience with versatility, flexibility, and security as standard.

Reliable



The occupancy sensing of Sylvania Granit has become more reliable with the improved microwave Twist & Lock mechanism. Further energy savings are just a twist away.



Variety of choice

Granit is furnished with a wide range of lumen options: customers can choose from 4 different lumen packages and 2 different beam angles with low glare recommended for industrial applications. The range includes 4000K and 6500K versions with SDCM3 as standard.



Excellent lumen maintenance for peace of mind



Luminaires in logistics warehouses with high ceilings are often very hard to reach, which is why replacing defective luminaires is time consuming and expensive. Granit features superb lifespan of 90,000hrs L80850, which reduces maintenance requirements to an absolute minimum.





Knauf Germany

Ease of installation with versatile mounting options & accessories



Granit combines maximum output with easy handling. The low weight Highbay is supplied with a 1m chain and a 1.5m flying lead as standard, for ease of installation.

The versatile mounting options and accessories make Granit an ideal solution for a wide range of applications. In addition to the standard suspension chain version, adjustable ceiling bracket fixing offers added flexibility. Various lampshades add to Granit's aesthetics and offer an additional lower glare-level of light.


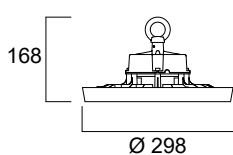
Safety guaranteed



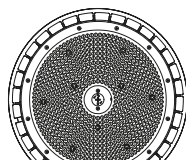
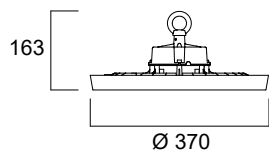
Granit is certified for use in industrial applications that are prone to dust accumulation. The "D-mark" symbol confirms that the outer surfaces of the luminaire, on which potentially flammable particulates such as dust or fibres may gather, do not exceed the temperature limits of 90°C.

The new Sylvania Granit generation is ENEC certified, meaning the range is in compliance with European standards related to safety. The robust Highbay family meets the IFS requirements by offering an impact resistant cover according to EN 60598-1 section 4.13 and good cleanability. When correct installation and appropriate handling is ensured in line with IFS requirements, there is no risk of luminaire breakage and contamination of food caused by parts of fixed lighting equipment.

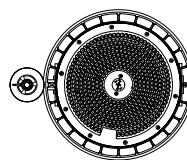
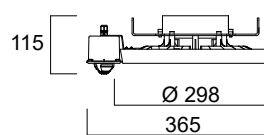
Dimension (mm)



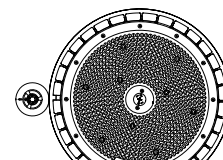
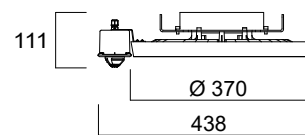
80/120W



165/200W



80/120W - SSA



165W - SSA

Product information

Code	Description	Fixture Power (W)	Luminous Flux (lm)	Efficacy (lm/W)	Beam Angle (°)	Colour Temp (K)	Control Technology
Granit							
0-10V							
0039730	GRANIT IP65 0-10V 13000LM 840 MB	80	13000	163	55	4000	0-10V
0039731	GRANIT IP65 0-10V 19500LM 840 MB	120	19500	163	55	4000	0-10V
0039732	GRANIT IP65 0-10V 26400LM 840 MB	165	26400	160	55	4000	0-10V
0039733	GRANIT IP65 0-10V 13000LM 840 WB	80	13000	163	85	4000	0-10V
0039734	GRANIT IP65 0-10V 19500LM 840 WB	120	19500	163	85	4000	0-10V
0039735	GRANIT IP65 0-10V 26400LM 840 WB	165	26400	160	85	4000	0-10V
0039736	GRANIT IP65 0-10V 13000LM 865 WB	80	13000	163	85	6500	0-10V
0039737	GRANIT IP65 0-10V 19500LM 865 WB	120	19500	163	85	6500	0-10V
0039738	GRANIT IP65 0-10V 26400LM 865 WB	165	26400	160	85	6500	0-10V
0039739	GRANIT IP65 0-10V 32000LM 840 MB	200	32000	160	55	4000	0-10V
0039740	GRANIT IP65 0-10V 32000LM 840 WB	200	32000	160	85	4000	0-10V
0039741	GRANIT IP65 0-10V 32000LM 865 WB	200	32000	160	85	6500	0-10V
DALI							
0039749	GRANIT IP65 DALI 13000LM 840 MB	80	13000	163	55	4000	DALI
0039750	GRANIT IP65 DALI 19500LM 840 MB	120	19500	163	55	4000	DALI
0039751	GRANIT IP65 DALI 26400LM 840 MB	165	26400	160	55	4000	DALI
0039752	GRANIT IP65 DALI 13000LM 840 WB	80	13000	163	85	4000	DALI
0039753	GRANIT IP65 DALI 19500LM 840 WB	120	19500	163	85	4000	DALI
0039754	GRANIT IP65 DALI 26400LM 840 WB	165	26400	160	85	4000	DALI
0039755	GRANIT IP65 DALI 13000LM 865 WB	80	13000	163	85	6500	DALI
0039756	GRANIT IP65 DALI 19500LM 865 WB	120	19500	163	85	6500	DALI
0039757	GRANIT IP65 DALI 26400LM 865 WB	165	26400	160	85	6500	DALI
0039758	GRANIT IP65 DALI 32000LM 840 MB	200	32000	160	55	4000	DALI
0039759	GRANIT IP65 DALI 32000LM 840 WB	200	32000	160	85	4000	DALI
0039760	GRANIT IP65 DALI 32000LM 865 WB	200	32000	160	85	6500	DALI
SylSmart - Connected enabled*							
0039766	GRANIT IP54 13000LM 840 MB SSA	80	13000	163	55	4000	DALI D4i
0039767	GRANIT IP54 19500LM 840 MB SSA	120	19500	163	55	4000	DALI D4i
0039768	GRANIT IP54 26400LM 840 MB SSA	165	26400	160	55	4000	DALI D4i
0039769	GRANIT IP54 13000LM 840 WB SSA	80	13000	163	85	4000	DALI D4i
0039770	GRANIT IP54 19500LM 840 WB SSA	120	19500	163	85	4000	DALI D4i
0039771	GRANIT IP54 26400LM 840 WB SSA	165	26400	160	85	4000	DALI D4i

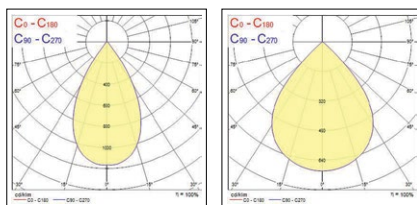
Accessories

Code	Description
0039604*	Bracket and Arm Small Granit
0039605**	Bracket and Arm Large Granit
0039742	Alu Shade Alu Color For 13/19Klm
0039743	Alu Shade Black Color For 13/19Klm
0039744	PC Lampshade Transparent For 13/19Klm
0039746	Alu Shade Alu Color For 26/31Klm
0039747	Alu Shade Black Color For 26/31Klm
0039748	PC Lampshade Transparent For 26/31Klm
0039745	Granit Module MW
9048800	Granit MW Sensor Remote Control HCR-05

* For 80/120W - not suitable for SSA version

** For 165/200W - not suitable for SSA version

Photometric data



Granit Medium Beam

Granit Wide Beam



PC Lampshade Transparent



Aluminium Shade



Aluminium Shade Black



Granit SSA



PC Lampshade Transparent



Aluminium Shade



Aluminium Shade Black



Granit MW Sensor Remote Control HCR-05



Bracket on Product



Bracket



MW module

SYLVANIA



Although every effort has been made to ensure accuracy in the compilation of the technical detail within this publication, specifications and performance data are constantly changing. Current details should therefore be checked with Feilo Sylvania International Group Kft.

Copyright Feilo Sylvania International Group Kft. January 2023

sylvania-lighting.com

A Feilo Sylvania Company